

Holistic digital security training: access instructions

Welcome to the “Holistic digital security training”, a self-paced course organized by the Office of the High Commissioner for Human Rights Regional Office for South-East Asia (OHCHR-SEARO). Below you will find step-by-step instructions on how to navigate the learning platform and access the contents of the course.

1. Register in OHCHR’s learning platform

(<https://elearning.ohchr.org/login/index.php>)

To access the contents of the course you need to be registered in the system. Unless you have already used the eLearning system, you’ll need to create an account. You will then be redirected to New account page.

2. Confirm registration

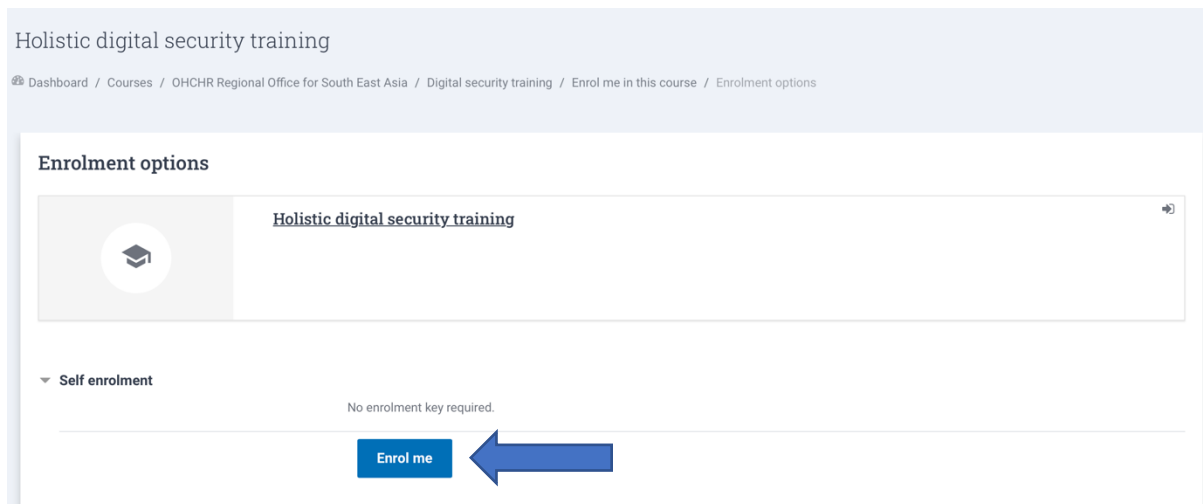
After you fill in all the information, the system will send you a confirmation email. Check your inbox for an email from OHCHR-trainingtech@un.org. You should open that email and follow the link in it to access your newly created account.

3. Enrolling in a course

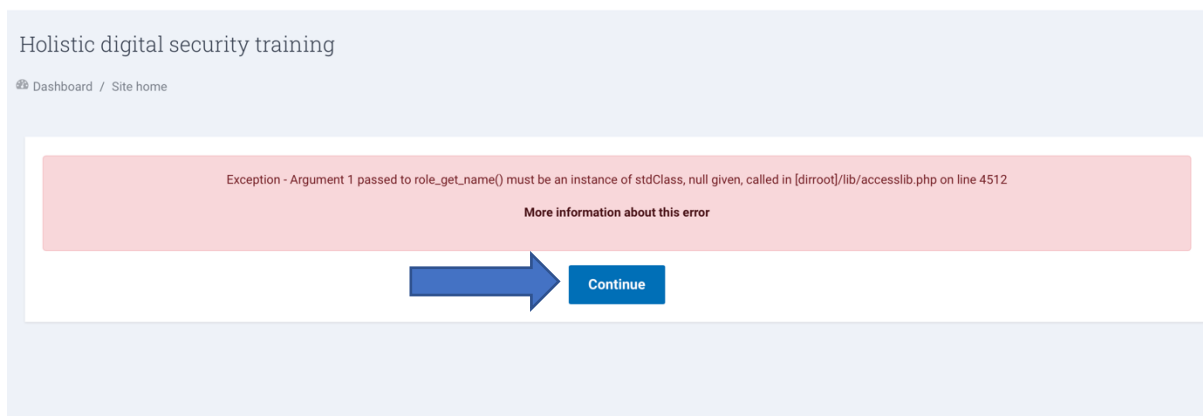
After you have your account created and your email address confirmed, you can register for the course following the link you received earlier:

(<https://elearning.ohchr.org/enrol/index.php?id=78>)

Now you can press the “Enroll me” button to enroll yourself in the course.

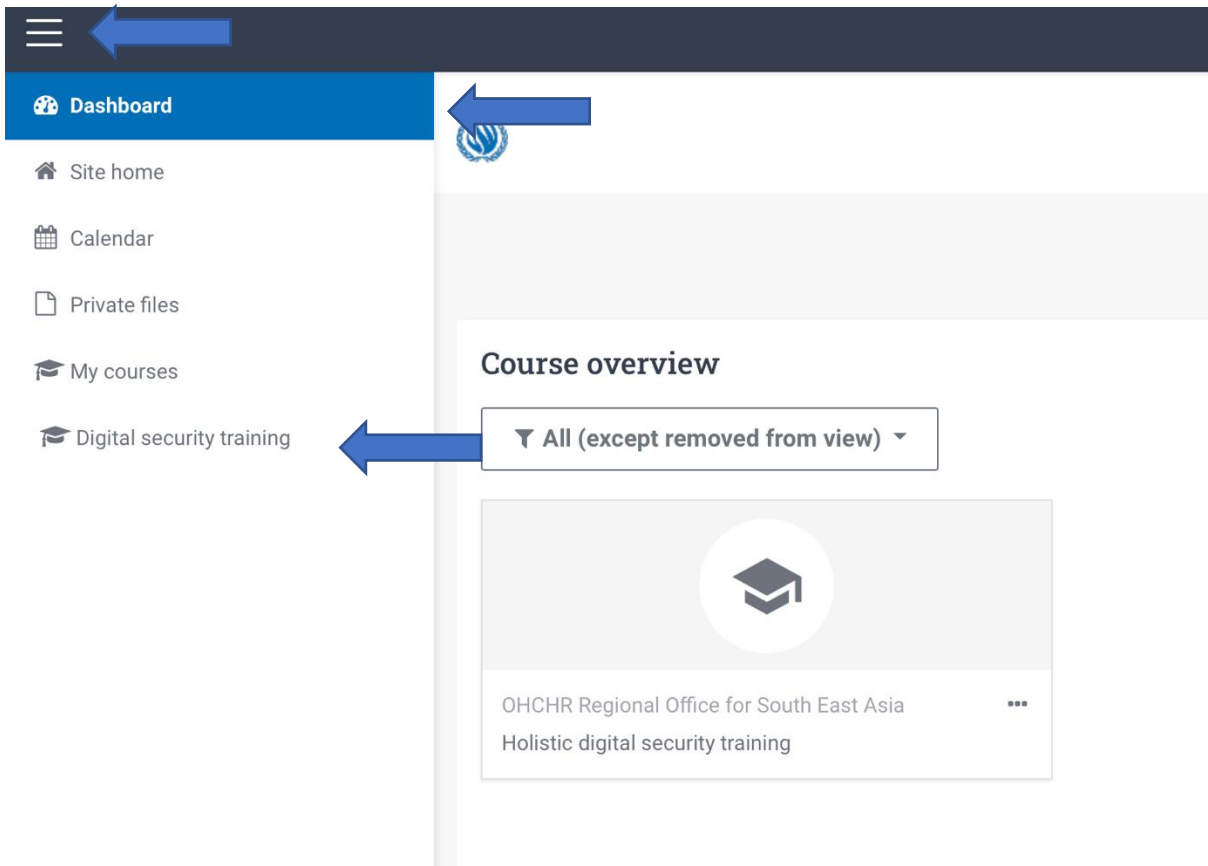


After you press it, there might be a notification about an error, in this case, just ignore it and press “continue”, and you’ll get enrolled in the course.



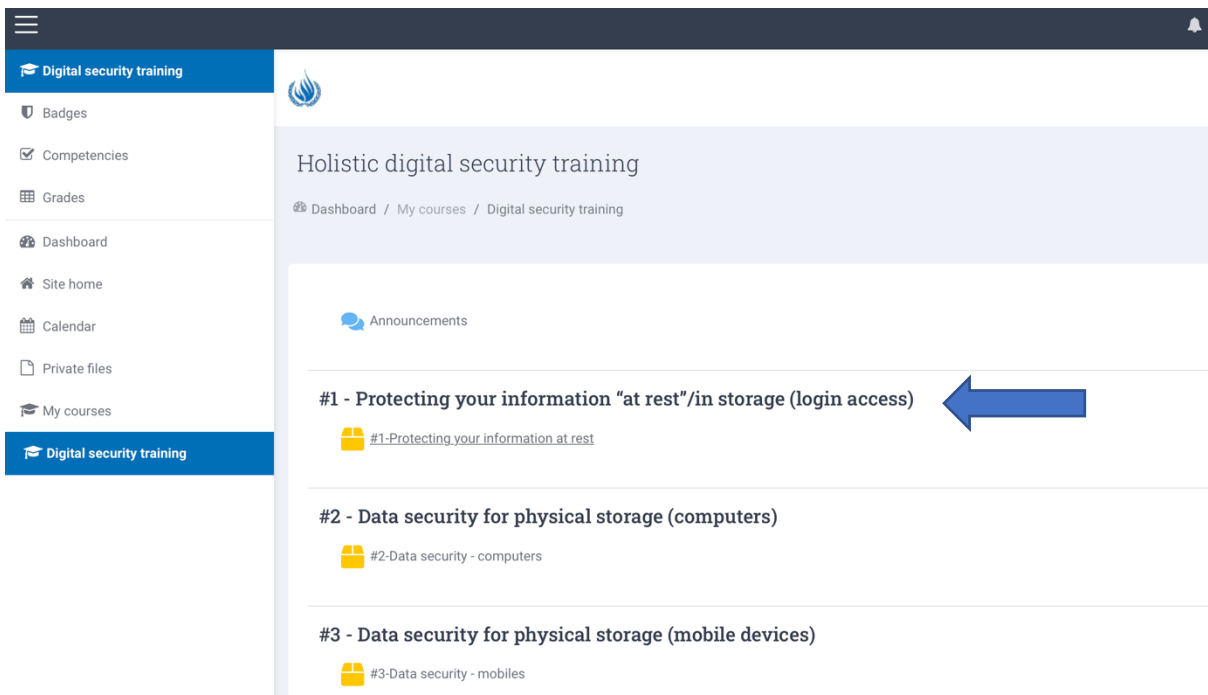
4. Access the course

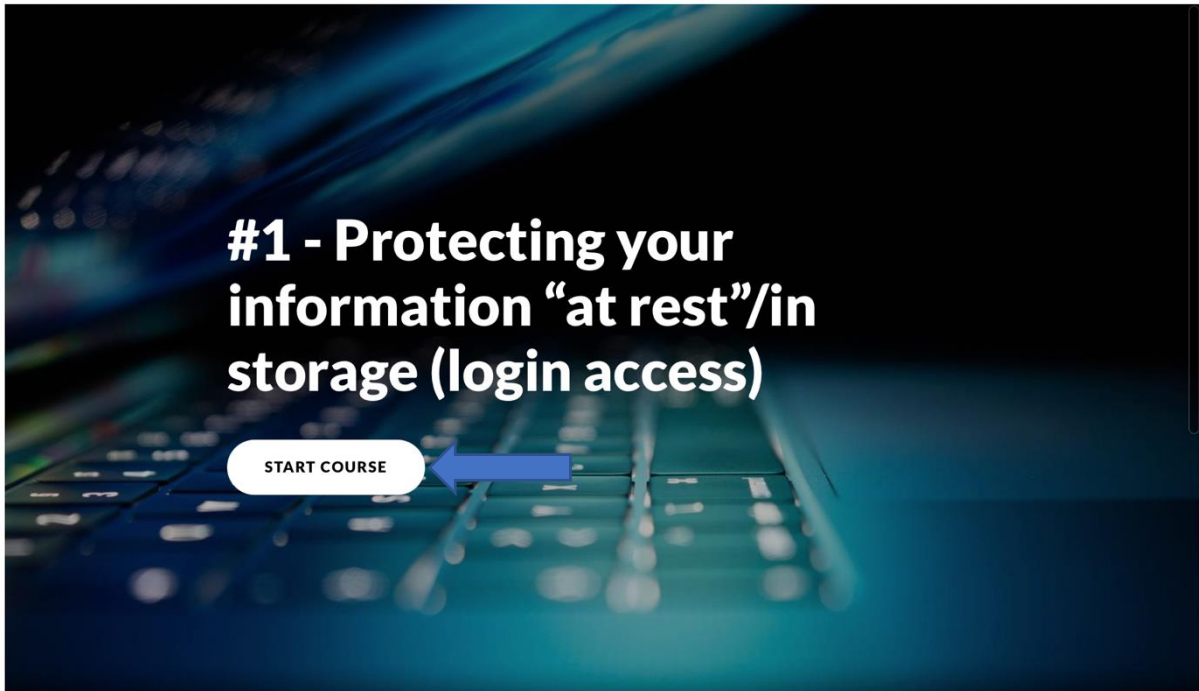
After getting enrolled in the course, you can now access the contents. After enrolling, the system automatically opens the page where you can see the course, so you can open it right away. To find the course in the system you can also use the left top menu and press either “Dashboard” to open the list of the courses you are enrolled in or “Digital security training” to open the contents of the course directly.



5. Start the course

Now you have access to the content of the course and can choose a module you want to enter. After opening the module, press “Enter”, and after entering it press “Start course”.





6. Complete the theoretical part of the module following instructions in the system.
7. Complete the practical tasks by dragging the pieces in the left column to the matching ones in the right column.

☰ What you are	➔	User name
☰ What you know		Password
☰ What you have		Phone/device/2FA

8. Continue following the instructions and complete the course at your own pace. Progress of the participants will be automatically saved. This means that not all modules need to be done in one sitting.
9. For problems related to access or technical issues, participants can contact OHCHR-trainingtech@un.org